



H2020 5G-TRANSFORMER Project

Grant No. 761536

Demonstrations at EuCNC'18 or equivalent

Abstract

One of the dissemination goals of 5G-TRANSFORMER is to present technical demonstrations of project results in relevant events. This document briefly explains the demonstration activities carried out during EuCNC 2018 in Ljubljana as well as the web and social media-related metrics gathered during that period, which substantially improved. Other information related with the demonstrations carried out by the project is also provided.

Document properties

Document number	D6.3
Document title	Demonstrations at EuCNC'18 or equivalent
Document responsible	Alain Mourad (IDCC)
Document editor	Alain Mourad (IDCC)
Editorial team	Josep Mangués-Bafalluy (CTTC), Charles Turyayenda (IDCC), Giada Landi (NXW), Dmitriy Andrushko (MIRANTIS), Juan Brenes (ATOS), Pantelis Frangoudis (EURECOM)
Target dissemination level	Public
Status of the document	Final
Version	1.0

Production properties

Reviewers	Carlos J. Bernardos (UC3M)
------------------	----------------------------

Disclaimer

This document has been produced in the context of the 5G-TRANSFORMER Project. The research leading to these results has received funding from the European Community's H2020 Programme under grant agreement N° H2020-761536.

All information in this document is provided "as is" and no guarantee or warranty is given that the information is fit for any particular purpose. The user thereof uses the information at its sole risk and liability.

For the avoidance of all doubts, the European Commission has no liability in respect of this document, which is merely representing the authors view.

Table of Contents

List of Figures	4
1 Introduction	5
2 Demonstrations	6
2.1 Orchestrating entertainment network service deployment in a hybrid cloud with Cloudify	7
2.1.1 Demonstration Poster	7
2.1.2 Demonstration video	7
2.2 Creating a media-oriented slice through the 5G-Transformer vertical slicer	7
2.2.1 Demonstration Poster	8
2.2.2 Demonstration video	8
2.3 Robotic control leveraging a Radio Network Information Service	8
2.3.1 Demonstration Poster	8
2.4 5G network slices for mobile communication services	8
2.4.1 Demonstration Video	8
3 Web and social media	9
4 Estimate of visitors to the booth	12
5 References	13

List of Figures

Figure 1: Panoramic view of the joint 5G-TRANSFORMER, 5G-CORAL, and 5G-Ex booth.	6
Figure 2: Visit of EU Commission representatives to the project booth.....	6
Figure 3: Part of the 5G-TRANSFORMER project team at the booth.	7
Figure 4: Picture of the robot involved in the Robotic control leveraging a Radio Network Information Service demonstration.	8
Figure 5: 5G-TRANSFORMER Web statistics during EuCNC 2018.	9
Figure 6: 5G-TRANSFORMER top tweets during June are those published during EuCNC 2018.	10
Figure 7: 5G-TRANSFORMER Twitter statistics during EuCNC 2018.	11

1 Introduction

As part of the Communication, Dissemination, and Exploitation Plan (CoDEP) [1] of the project, one of its dissemination goals of 5G-TRANSFORMER is to present technical demonstrations of project results in relevant events. They are used to showcase in a tangible way what is presented in the form of deliverables, papers, talks, etc. in other venues. This document briefly explains the demonstration activities carried out during EuCNC 2018 in Ljubljana. Four demonstrations were showcased at that event, namely:

- Orchestrating entertainment network service deployment in a hybrid cloud with Cloudify.
- Creating a media-oriented slice through the 5G-Transformer vertical slicer.
- Robotic control leveraging a Radio Network Information Service (RNIS).
- 5G network slices for mobile communication services.

News were generated in the project website during the event [3]. Additionally, web and social media-related metrics gathered during while EuCNC 2018 was taking place are also presented. As observed in the statistics graphs, the main conclusion is that web and social media metrics improved during EuCNC 2018. Furthermore, links to videos on the project YouTube channel [4] and posters of the demos are also provided below.

Information on other demonstrations carried out by the project as well as a summary of communication, dissemination, and exploitation activities can be found in D7.3 [2].

2 Demonstrations

The following sections briefly explain the scope of each demonstration presented at the joint 5G-TRANSFORMER, 5G-CORAL, and 5GEx booth. A sample of the pictures taken at the booth during the event follow.



FIGURE 1: PANORAMIC VIEW OF THE JOINT 5G-TRANSFORMER, 5G-CORAL, AND 5G-EX BOOTH



FIGURE 2: VISIT OF EU COMMISSION REPRESENTATIVES TO THE PROJECT BOOTH



FIGURE 3: PART OF THE 5G-TRANSFORMER PROJECT TEAM AT THE BOOTH

2.1 Orchestrating entertainment network service deployment in a hybrid cloud with Cloudify

This demonstration shows the deployment of high definition streaming service with smart placement of virtual appliances at the edge to avoid bottlenecks in the core of the network and provide a low latency service. The demonstration utilized custom Cloudify extension(s) to provide a transparent abstraction of the network and automatic provisioning of intercloud connectivity and configurations, i.e., AWS and 5TONIC. Further details are available at the following links.

2.1.1 Demonstration Poster

<http://5g-transformer.eu/wp-content/uploads/2018/06/5G-Transformer-poster-Demo-Atos-Mirantis-a1.pdf>

2.1.2 Demonstration video

<https://www.youtube.com/watch?v=MhxpLNuTOEE>

2.2 Creating a media-oriented slice through the 5G-Transformer vertical slicer

This demonstration presents the deployment of high definition streaming service with smart placement of virtual appliances at the edge to avoid bottlenecks in the core of the network and provide a low latency service. The demonstration utilized custom Cloudify extension(s) to provide a transparent abstraction of the network and automatic provisioning of intercloud connectivity and configurations, i.e., AWS and 5TONIC. Further details are available at the following links.

2.2.1 Demonstration Poster

http://5g-transformer.eu/wp-content/uploads/2018/06/5G-Transformer-poster_Demo_Atos_Networks_a1-1.pdf

2.2.2 Demonstration video

https://www.youtube.com/watch?v=sRH4m_eQ6NM

2.3 Robotic control leveraging a Radio Network Information Service

This demonstration showcased the run-time application behaviour adaptation utilization of RAN-level information. The demonstration setup constituted: a Lego Mindstorms robot connected to the LTE OpenAirInterface eNodeB and Evolved Packet Core (EPC); a Mobile Edge Computing (MEC) platform that extracts Radio Network Information (RNIS) using the FlexRAN protocol and exposes the service through a RESTful API; and a robotic control application that utilizes the RNIS to control the motion of the robot at run-time. Potential application areas include automated channel quality surveys/mapping, remote surveillance in disaster recovery situations, etc.



FIGURE 4: PICTURE OF THE ROBOT INVOLVED IN THE ROBOTIC CONTROL LEVERAGING A RADIO NETWORK INFORMATION SERVICE DEMONSTRATION

2.3.1 Demonstration Poster

http://5g-transformer.eu/wp-content/uploads/2018/06/5G-Transformer-poster_Demo_EI-IDCC-v29795.pdf

2.4 5G network slices for mobile communication services

This demonstration focuses on the slicing capabilities of the 5G-TRANSFORMER system through one of its key building blocks, the Vertical Slicer. This building block is used in other demos, e.g., the one described in section 2.2. In this sense, this demonstration, explains on architectural aspects rather than presenting vertical-oriented services.

2.4.1 Demonstration Video

<https://www.youtube.com/watch?v=0QxeZerDZKQ&t=1s>

3 Web and social media

The project also evaluated the impact of showcasing its technology, and, in general, participating to EuCNC 2018 through paper presentations, project overview talks, etc. This section presents some of the statistics gathered for the web and social media of the project. As can be observed, the main conclusion is that web and social media metrics improved during EuCNC 2018 (June 18-21), showing peaks of various metrics during the days of the conference.

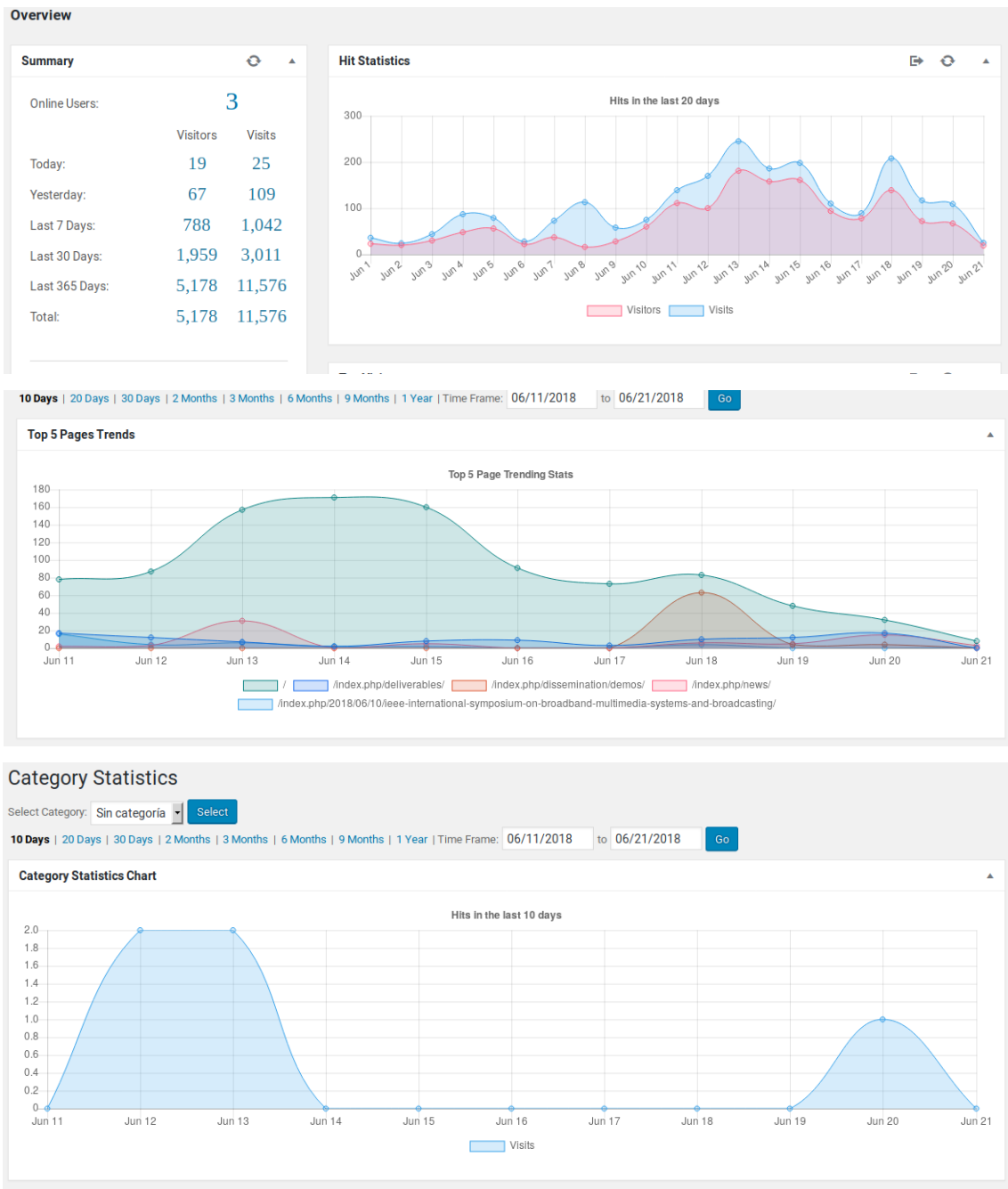


FIGURE 5: 5G-TRANSFORMER WEB STATISTICS DURING EUCNC 2018

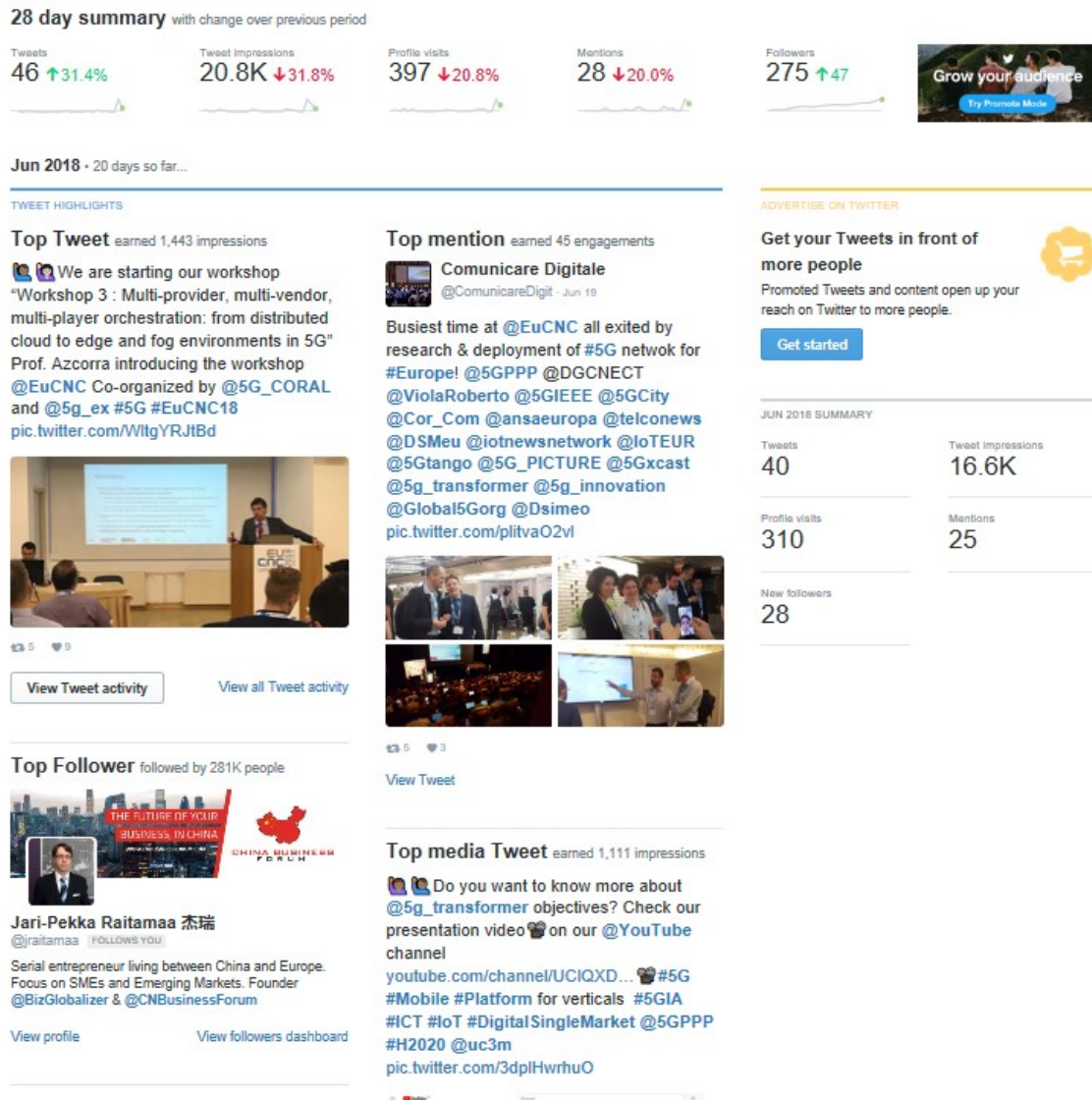


FIGURE 6: 5G-TRANSFORMER TOP TWEETS DURING JUNE ARE THOSE PUBLISHED DURING EUCNC 2018

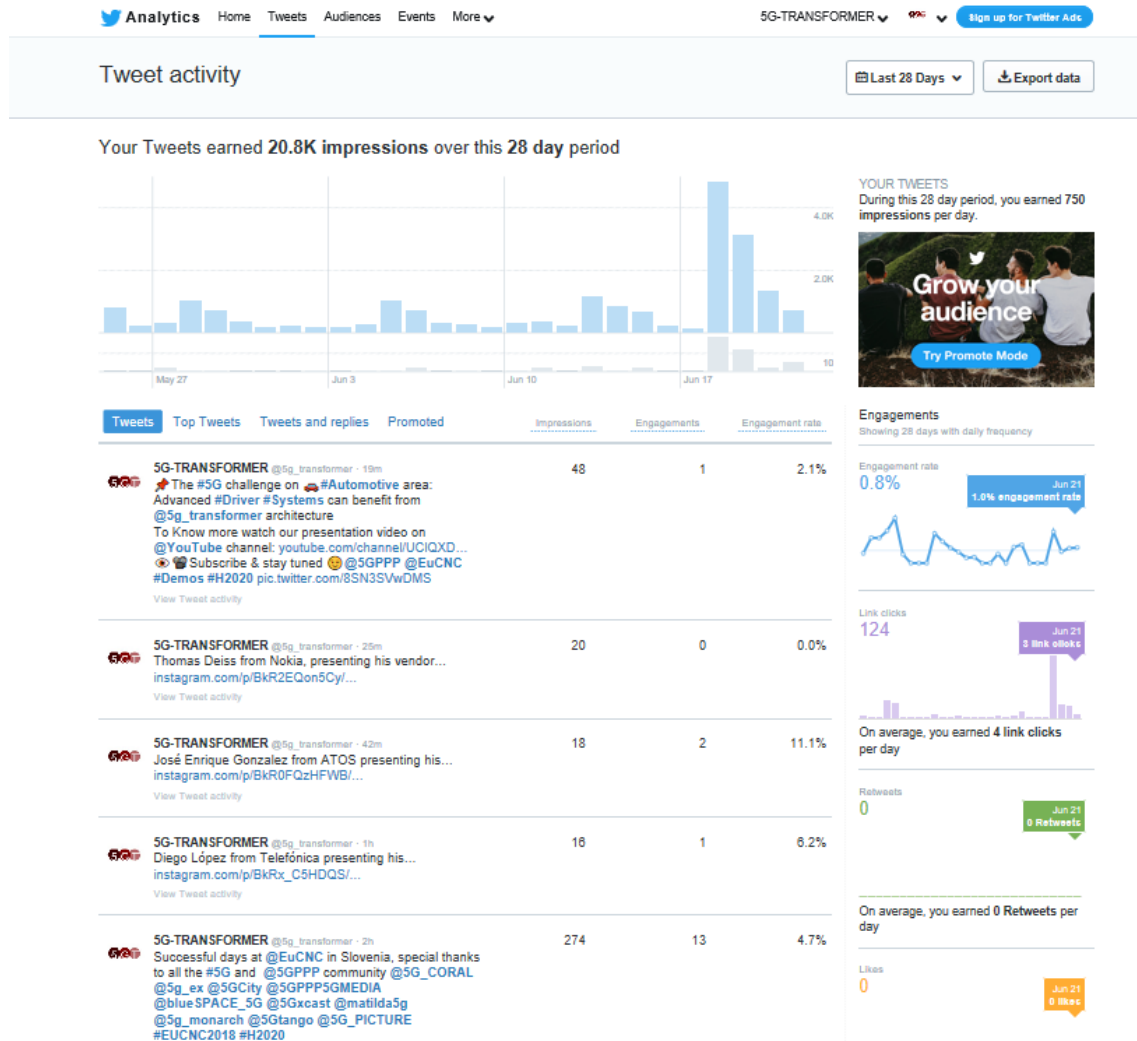


FIGURE 7: 5G-TRANSFORMER TWITTER STATISTICS DURING EUCNC 2018

4 Estimate of visitors to the booth

As for the number of visitors to the booth, a rough estimate follows. Out of a total of 43 visitors, 21 came from academia, 5 from state/European agencies, and 17 from industry.

5 References

- [1]. 5G-TRANSFORMER. "Communication, Dissemination, and Exploitation achievements of Y1 and plan for Y2." Deliverable D6.2, May 2018.
- [2]. 5G-TRANSFORMER. "First periodic report of the project." Deliverable D7.3, June 2018.
- [3]. 5G-TRANSFORMER News. Available at: <http://5g-transformer.eu/index.php/news/>
- [4]. 5G-TRANSFORMER YouTube channel. Available at: https://www.youtube.com/channel/UCIQXD0ICxTK9eh_mQzMweww